

Transfer to eVisa in the UK

May 2024



UK eVisa

Agenda

1. Introduction
2. History of UK Visa format change
3. Point of the transfer to eVisa in the UK
4. Process of NTL No Time Limit Application



UK eVisa

UK Home Office made official announcement on 30th October 2023 through their GOV.UK their plan to transfer to eVisa from 1st January 2025 to manage their visas for all foreign nationals living in the UK for more than 6 months.



UK eVisa

Agenda

1. Introduction
2. History of UK Visa format change
3. Point of the transfer to eVisa in the UK
4. Process of NTL No Time Limit Application



UK eVisa

History of UK Visa format change

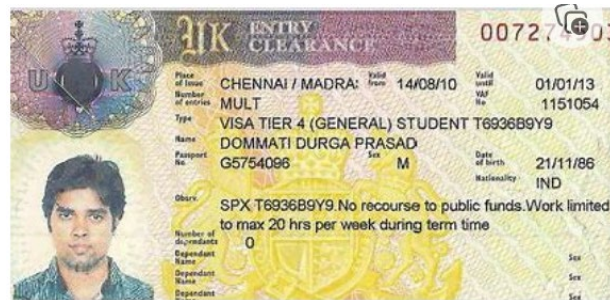
~ 1987

passport endorsements
with stamp



1987 ~ 2008

vignette stickers
in passports



2008 ~ 2024

BRP (biometric residence permits) /
BRC (biometric residence cards)



UK eVisa

From 2018, Home Office has been issuing eVisa through UKVI system and all BRP · BRC will expire by 31st December 2024 and will transfer to eVisa from 1st January 2025.

2008 ~ 2024

BRP(biometric residence permits)/
BRC(biometric residence cards)



2025 ~



UK Visas
& Immigration



eVisa



<https://www.gov.uk/guidance/online-immigration-status-evisa>

UK eVisa

Agenda

1. Introduction
2. History of UK Visa format change
3. Point of the transfer to eVisa in the UK
4. Process of NTL No Time Limit Application



UK eVisa

Point

1) UK Home Office will transfer to eVisa from 1st January 2025 for all foreign nationals living in the UK for more than 6 months by discontinuing ILR stamp · vignette sticker in the old passport · BRP · BRC plastic card



UK Visas
& Immigration

UK Visas and Immigration (UKVI)
digital immigration system
eVisa



<https://www.gov.uk/guidance/online-immigration-status-evisa>

UK eVisa

- 2) Validity and conditions of all visas (Tourist · Business · Work · Study · Medical · Research · Spouse · ILR etc) issued remains unchanged
- 3) Application method of new visa will remain unchanged
- 4) eVisa has already been issued from 2018 in connection with EU Settlement Scheme for all EU nationals due to Brexit
- 5) eVisa is securely managed by UKVI Online system and risk of loss · theft · tamperer is minimal
- 6) eVisa is constantly updated online and no need to be collected or sent to you by post



<https://www.gov.uk/guidance/online-immigration-status-evisa>

UK eVisa

7) You should bring with you your current and old passports with ILR stamp • vignette sticker • BRP • BRC until the end of 2024

8) Your eVisa data in UKVI system is linked to your current passport and you should update your data if your personal data such as name, passport no., tel no., or email address changes

9) If there is a discrepancy between your latest passport and the eVisa data in UKVI system, it may take longer time before you are allowed to board airplane • train • ferry bound for the UK or re-enter into the UK

10) You are legally asked to show and prove your eVisa for new employment • study • rent • opening bank account



<https://www.gov.uk/guidance/online-immigration-status-evisa>

UK eVisa

11) If you are asked to show and prove your eVisa, you can use UKVI View and Prove service ([Click here](#))

12) Home Office will send email to all the BRP · BRC holders from April through to summer 2024 and you are requested to transfer BRP · BRC to eVisa through UKVI system by 31st December 2024

13) If you do not hold BRP · BRC and instead you have ILR stamps or vignette stickers in your old passports, you have to make NTL No Time Limit Application and transfer to eVisa within 2024



<https://www.gov.uk/guidance/online-immigration-status-evisa>

UK eVisa

14) Following people will be exempted from eVisa procedures

a. UK and Ireland nationals

If you are a British or Irish citizen, and you hold a British or Irish passport, you do not need an eVisa or a UKVI account and do not need to do anything. You should continue to use your passport to prove your status in the UK.

b. People who have already got eVisa through EU Settlement Scheme from 2018 in connection with Brexit from EU

If you have a biometric residence card (BRC) and you have been granted status under the EU Settlement Scheme, then you already have an eVisa and you do not need to take any action to obtain one. You can find details of how to access and use your eVisa (your digital status) in your grant letter or email. You should continue to carry your BRC with you when you travel internationally.



<https://www.gov.uk/guidance/online-immigration-status-evisa>

UK eVisa

15) If you have ILR stamps or vignette stickers in your old passports, you should make **NTL No Time Limit Application**

If you have another physical document

If you have indefinite leave to enter or indefinite leave to remain (also known as settlement) and you currently prove your rights through a different type of physical document, such as a wet-ink stamp in your passport or a vignette sticker, then you should make a 'no time limit' (NTL) application.

If your NTL application is successful, you'll get a BRP to prove your rights. You should carry your BRP, along with your passport, when travelling internationally. Once you have a BRP, you'll be able to create a UKVI account to access your eVisa later this year.



<https://www.gov.uk/guidance/online-immigration-status-evisa>

UK eVisa

16) NTL No Time Limit Application

(Entry data) Name · Tel · Address · Time starting to live at the address · Sex · Nationality · Date of Birth · Country of Birth · Passport details · UK NI No · Criminal record · Involvement in terrorism · ILR details · length of the stay in the UK · Duration away from the UK over 6 months and its reason etc

(Mandatory documents) Documents to prove your address · Passport copy

(Other documents) ILR · Documents proving your continuous living in the UK after obtaining ILR such as Council Tax bill, Utility bill, School attendance certificate · Company employment certificate · all passport after being granted ILR, Consent form etc




https://visas-immigration.service.gov.uk/product/biometric-residence-permit-replacement-service?_ga=2.233773214.1694057534.1715499098-1815138452.1687524826

UK eVisa

17) Attend UKVCAS (UK Visa and Citizenship Application Services)

UK Visa and Citizenship Application Services

Official partner of  UK Visas & Immigration

Home | Appointments | Documents | Services | Locations | Help and support | [LOG IN](#)

UKVCAS SERVICE STATUS ✕

Supported web browsers, Service improvements, Booking your UKVCAS appointment. [View the latest Service Status news.](#)

SERVICE POINT NEWS ✕

May Bank Holidays, Road works near Southampton Service Point, Road works near Leeds Service Point, Service improvements, Check before you travel. [View the latest Service Point news.](#)

Welcome to UKVCAS



<https://www.ukvcas.co.uk/home-internal>

UK eVisa

18) Comparison of UKVI and UKVCAS

Abbriviation	UKVI	UKVCAS
Full name	UK Visa and Immigration	UK Visa and Citizenship Application Services
Organisation	Official Government Organisation belonging to Home Office	Private company who deals with application of Visa and Citizenship on behalf of Home Office
Contents of business	Management of UK Visa and Citizenship	Taking Photo ・ Fingerprints ・ Passport scan
Website	https://www.gov.uk/government/organisations/uk-visas-and-immigration	https://www.ukvcas.co.uk/home-e-internal



UK eVisa

18) Comparison of UKVI and UKVCAS

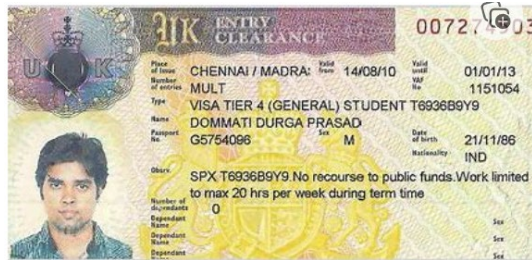

Abbreviation	UKVI	UKVCAS
Contact	<p>UK Visas and Immigration contact centre</p> <p>Tel : 0300 790 6268 – select option 2</p> <p>Mon – Thurs 9am to 4:45pm</p> <p>Fri 9am to 4:30pm</p> <p>(Excluding Bank holiday)</p>	<p>UKVCAS assistant Live Chat Service</p> <p>Mon - Fri 9am – 5:30pm</p> <p>Send email on specific enquiry such as booking appointment, uploading documents, extra services</p>
Contact	<p>https://www.gov.uk/contact-ukvi-inside-outside-uk</p>	<p>https://www.ukvcas.co.uk/help-support</p>



UK eVisa

Summary

Form of visa	passport endorsements with stamp	vignette stickers in passports	BRP • BRC
Time Issued	~ 1987	1987~2008	2008~2024
Necessary procedures	Make NTL No Time Limit Application first and get BRP (free) then make UKVI account and transfer to eVisa (Click here)		Upon receipt of email from Home Office, transfer to eVisa
Deadline	31 st December 2024		



<https://www.gov.uk/guidance/online-immigration-status-evisa>

UK eVisa

(Comment from Takashima)

- 1) Change to eVisa does not affect the validity and expiry of your visa you have held, which should mean that even if you fail to transfer to eVisa by the deadline of 31st December 2024, it should not lead to cancellation of your ILR, deportation or refusal of re-entry to the UK
- 2) If you hold old passports with ILR stamps or vignette stickers, you should apply NTL No Time Limit Application. Mandatory documents are the proof of address and current passport only. Other documents required are such as evidence to prove your continuous residency in the UK since becoming a permanent resident, original document showing grant of settlement, such as a vignette, passport or RON 60 letter, any passport you have held since you have been granted settlement, including expired passports, current document showing your right to stay in the UK, consent form. However, even if you cannot submit those documents because you destroyed any of them already or lost, it should not mean that your NTL Application will not be granted.

UK eVisa

(Comment from Takashima)

3) Reason is following is mentioned in the UKVI internet site.

What is an eVisa?

An eVisa is an online record of your immigration status and the conditions of your permission to enter or stay in the UK. You will need to create a UKVI account to be able to access your eVisa.

Updating your physical document to an eVisa does not affect your immigration status or the conditions of your permission to enter or stay in the UK.

UK eVisa

(Comment from Takashima)

4) Therefore, if you do not hold BRP · BRC but hold old passports with ILR stamps or vignette stickers, you should make NTL No Tim Limit Application and upload mandatory documents and other available documents and make appointment with UKVCAS and have your facephoto · fingerprints taken and your current passport scanned at your earliest convenience.

UK eVisa

UK Visa Agent



Tel : 020-3384-0196

Web : <http://www.immigration-uk.jp/>

Email : ym@immigration-uk.jp

Visa Application service fee is
£ 1,600+VAT

An advertisement banner for IMMIGRATION.UK. On the left is a tall, modern skyscraper. The text is in Japanese. At the top left is the IMMIGRATION.UK logo. Below it, a line of text lists services: 入国許可・滞在許可・就労許可・永住権・市民権など、各種イギリスビザの申請・取得ならイミグレーションUK. Below that, four menu items are listed: サービスのご案内 / コンサルテーション / よくあるご質問 / お問い合わせ. On the right, contact information is provided: LONDON with a UK flag icon and phone number +44(0)20-3384-0196, and TOKYO with a Japanese flag icon and phone number +81(0)3-...-1198. In the center, the main headline reads "イギリスビザのスペシャリスト" (UK Visa Specialist). Below that, it says "イギリス移民法に特化した専門家が あなたのビザ申請をサポート" (Specialists in UK immigration law support your visa application). On the far right, there is a red circular button with a white envelope icon and the text "コンサルテーション 申し込みはこちら" (Consultation, apply here).

UK eVisa

UK Visa Agent

UK eVisa NTL No Time Application Service fee **£ 250+VAT**

TFC Legal

—TFC総合法律事務所—

80, Coleman St., London EC2R 5BJ

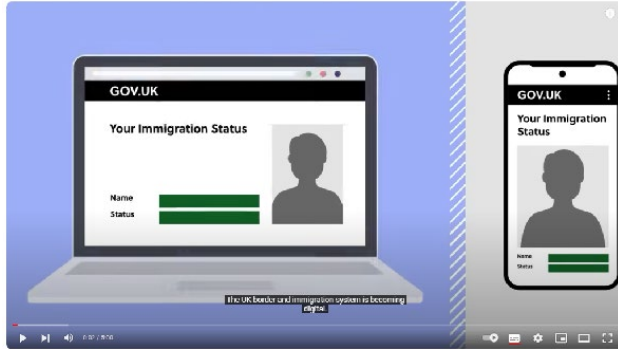
Tel : 020-7614 5830

Web : <https://tfclegal.co.uk>

Email : fujioka@tfclegal.co.uk

UK eVisa

YouTube




<https://youtu.be/r2LYfUNTiEo?si=VZRRuVyFHGpMfbdI>



<https://youtu.be/pQvuTKde4bo?si=npKan8BiUuH0oqzX>



<https://youtu.be/3c-dluKgQ0I?si=OoLwEaFqPDIEmpPs>



<https://youtu.be/94-SBnC-Q5Y?si=XA4pFSI7qaGmFNXN>

UK eVisa

Media



Chaminda Jayanetti

Sat 18 May 2024 11.00 CEST



https://www.theguardian.com/uk-news/article/2024/may/18/digital-visa-switch-uk-immigrants-december-deadline?CMP=share_btn_url

Fears of new Windrush as thousands of UK immigrants face 'cliff edge' visa change

Campaigners say move to electronic permits by end of the year is a 'recipe for disaster' that could leave immigrants without proof of status



UK eVisa

Media

A screenshot of the Citizens Advice website. At the top left is the "citizens advice" logo. At the top right is a search icon. Below the logo is a dark blue navigation bar with white text for "Benefits", "Work", "Debt and money", "Consumer", "Housing", "Family", and "More" with a dropdown arrow. Below the navigation bar is a breadcrumb trail: "< [Online immigration status](#)". The main heading of the page is "Getting an online immigration status (eVisa)" in large, bold black text.

https://www.citizensadvice.org.uk/immigration/online-immigration-status/getting-an-online-immigration-status-evisa/?fbclid=IwZXh0bgNhZW0CMTEAAR1zfubSK89QlrBjPoeXCNUvifQXC2h60Tq1APVjTTuAT9ADf2PULoxIoFQ_aem_ZmFrZWR1bW15MTZieXRlcw

UK eVisa

Agenda

1. Introduction
2. History of UK Visa format change
3. Point of the transfer to eVisa in the UK
4. Process of NTL No Time Limit Application



UK eVisa

Those people who have not held BRP · BRC and instead held ILR stamps or vignette stickers on their old passports, should make NTL No Time Limit Application as below

- 1) Preparation of necessary documents for uploading in PDF format
- 2) Make your account in UKVI internet site and make necessary data entry
- 3) Make appointment with UKVCAS and pay service fee (if applicable)
- 4) Upload necessary documents prior to the appointment date of UKVCAS
- 5) Visit UKVCAS service point and have your face photo · fingerprints taken and your passport scanned

UK eVisa

1) Mandatory documents and Other documents

Mandatory documents

a. Proof of address

b. The passport or travel documents

Other documents (if applicable/available)

c. Evidence to prove your continuous residency in the UK since becoming a permanent resident

d. Original document showing grant of settlement, such as a vignette, passport or RON 60 letter

e. Any passport you have held since you have been granted settlement, including expired passports

f. Current document showing your right to stay in the UK

g. Part 1 : Consent for the Home Office to verify application information

h. Part 2 : Consent for the Home Office to verify third party information

i. Part 3 : Consent for the Home Office to verify information from third party sponsor

j. Optional documents if you have more documents that you think may help support your application

UK eVisa

a. Proof of address

Any one of followings

- * your UK driving licence
- * a council tax statement
- * a utility bill
- * a bank statement
- * a letter from a GP containing your full name and address

UK eVisa

c. Evidence to prove your continuous residency in the UK since becoming a permanent resident

The document(s) you provide must cover every year since you became a permanent resident. Example documents include :

- * council tax letters
- * letter(s) from a GP confirming dates of attendance
- * letter(s) from a school or college confirming dates of attendance
- * electricity, gas or water bills
- * letter(s) from employer(s) confirming employment

UK eVisa

g. Part 1 : Consent form for the Home Office to verify application information

PART 1: Consent for the Home Office to verify application information

You (the applicant) should sign the Part 1 consent, and relevant other parties should sign Part 2 and 3, where they are relevant to your application. You must send them with your supporting documents. If you fail to do, your application may be refused.

Where any of the information or documentation also relates to someone else (for example a joint bank account or joint utility bill) you should ask that person or persons to sign PART 2 of the consent form.

From the applicant

I understand that the Home Office may check whether the information and documentation that I provide is genuine and correct.

I agree to the provider of the information and documentation telling the Home Office whether it is genuine and/or correct or in what way(s) (if any) it is not genuine and/or correct.

I agree to the disclosure to the Home Office of any relevant data (including personal data) that the provider of the information or documentation holds on me for the above purpose. If I have not supplied correct information or documentation to the Home Office the provider may disclose my relevant correct data (including personal data).

I understand that the information obtained may be used to decide my application and for related purposes.

I understand that providing information or documentation that is not genuine and/or correct will normally result in my application (or subsequent applications) being refused and may lead to my prosecution for a criminal offence.

Name and address of applicant:

Postcode

Signature

Date

[Click here](#)

h. Part 2 : Consent for the Home Office to verify third party information

PART 2: Consent for the Home Office to verify third party information

If any information or documentation provided is in the joint names of the applicant and another person (or persons), the joint owner should sign the following declaration:

The above-named person ('the applicant') has given the Home Office information or documentation and agreed that the Home Office can check that such information or documentation is genuine and/or correct. I am a joint owner with the applicant of some or all of that information or documentation.

I understand that information about the applicant may also reveal information about me.

I agree to the provider of the information or documentation giving the Home Office relevant data (including personal data) that it holds about me. I understand that this only covers data about me in my capacity as joint owner of the relevant information with the applicant (and not about any other information it may hold about me either in my capacity as an individual or jointly together with a third party) and is limited to:

- such relevant data as is necessary to confirm that the information or documentation that the applicant has supplied is genuine and correct;
- if that information or documentation is not correct, relevant data relating to any irregularities, inaccuracies or discrepancies in the information or documentation that the applicant has provided, including as to the correct information that the provider of the information holds.

I understand that this information or documentation may be used to make a decision on the application and for related purposes.

Name and address of joint owner

Postcode

Signature

Date

[Click here](#)

i. Part 3 : Consent for the Home Office to verify information from third party sponsor

PART 3: Consent for the Home Office to verify information from third party sponsor

If the information or documentation relates to another person or persons who is to provide the applicant with financial support, that person or persons* should sign the following declaration:

I have agreed to provide financial support to the applicant as set out in the application form. I have provided information or documentation to support the application. I understand the Home Office may verify the information or documentation which has been provided.

I agree to the provider of the information or documentation giving the Home Office relevant personal data it holds about me. This is limited to that which is necessary to confirm that the information or documentation the applicant has supplied is genuine and correct. If that information or documentation is not genuine or correct, the provider may give the Home Office details of any irregularities, inaccuracies or discrepancies in the information or documentation, and may also disclose to the Home Office the correct information that they hold.

I understand that this information or documentation may be used to decide the application and for related purposes.

Name and address of financial sponsor

Postcode

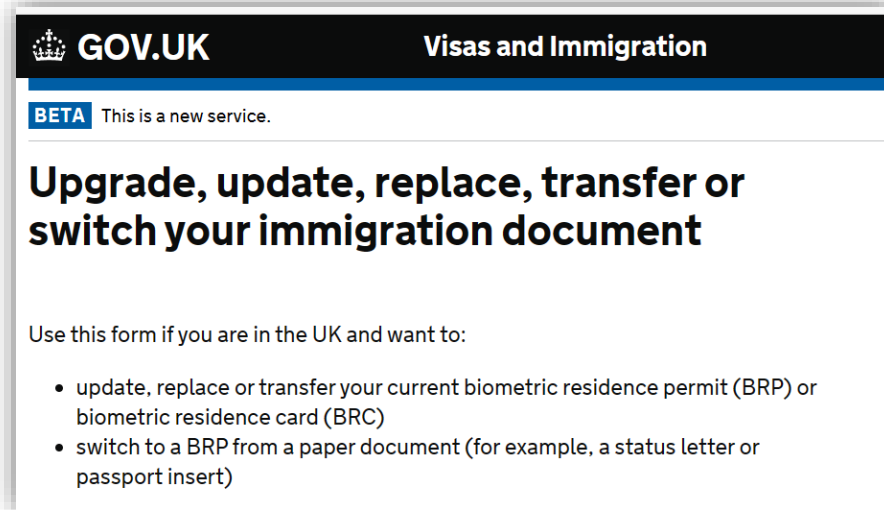
Signature

Date

[Click here](#)

UK eVisa

2) Input data to UKVI internet site



Input data



Name • Email address • Telephone no. • Address • Sex • Marital status • Nationality • Date of birth • Country of birth • Passport no. • Issuing authority • Issue date • Expiry date • NI No. • Conviction Penalties War criminals • ILR • Length of UK residence • Absence from UK over 6 months from when to when & its reason • BRP • Consent to investigation etc



https://visas-immigration.service.gov.uk/product/biometric-residence-permit-replacement-service?_ga=2.233773214.1694057534.1715499098-1815138452.1687524826

UK eVisa

3) Appointment with UKVCAS

sopra  steria Official partner of  UK Visas & Immigration

* UKVCAS is private company who deals with application of UK visa and citizenship on behalf of Home Office

* There are plenty of offices near your place throughout the UK and you can choose any UKVCAS office convenient to you

* They are open from Monday through to Saturday, and you can make appointment from 8am to 8pm (different depending on offices)

* There are service fee, which is different depending on offices and time of appointment from free to £ 140, £ 240 or £ 290

* There are optional services of documents scanning · uploading (£ 56) · Check of documents (£ 49) · Translator (£ 49)

UK eVisa

4) Uploading necessary documents to UKVCAS internet site

The screenshot shows the UKVCAS website interface. At the top left is the title "UK Visa and Citizenship Application Services". To the right, it says "Official partner of" followed by the UK Visas & Immigration logo. Below this is a navigation menu with links for "Home", "Appointments", "Documents", "Services", "Locations", and "Help and support". On the far right of the menu is a "LOG IN" button with a user icon. Below the navigation menu are two news alerts, each with an information icon and a close button (X). The first alert is titled "UKVCAS SERVICE STATUS" and mentions supported web browsers, service improvements, and booking appointments, with a link to "View the latest Service Status news.". The second alert is titled "SERVICE POINT NEWS" and mentions May Bank Holidays, road works near Southampton and Leeds service points, and service improvements, with a link to "View the latest Service Point news.". At the bottom of the page, there is a large heading "Welcome to UKVCAS".



<https://www.ukvcas.co.uk/home-internal>

UK eVisa

5) Visit UKVCAS office on the appointment date and have your facephoto · fingerprints taken and your passport scanned

* You should bring your current passport and confirmation of appointment with QR code printed

* It takes 10~15minutes



After your NTL Application is submitted, you may be contacted by Home Office for some questions or submission of any additional documents. Otherwise, your NTL Application will be granted within 2~3 or 6 months.

Thank you

